

# HAWIS: Hardware-Aware Automated Width Search for Accurate, Energy-Efficient and Robust Binary Neural Network on ReRAM Dot-Product Engine

Qidong Tang, Zhezhi He\*, Fangxin Liu, Zongwu Wang,  
Yiyuan Zhou, Yinghuan Zhang and Li Jiang\*

Shanghai Jiao Tong University

*tangqidong@sjtu.edu.cn*

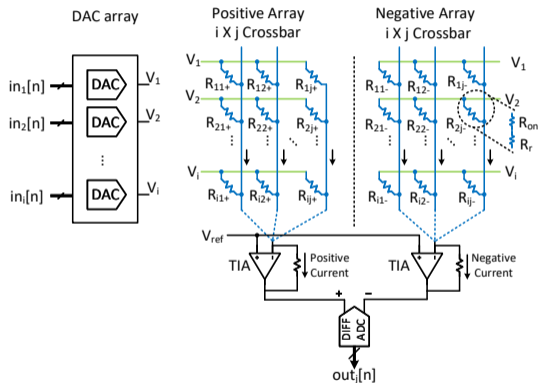
December 11 2021

## Presenter Information



A second-year Master student in Computer Science at the Advanced Computer Architecture Laboratory of SJTU.

## PIM and ReRAM



**Fig.** Hardware implementation of  $M \times M$  ReRAM crossbar array pair as an analog dot-product engine.

1. ReRAM represents the weight by dividing the resistance range into multiple intervals.
2. The input is encoded as binary bit-strings  $in_i[n]$  for crossbar input with DACs.
- 3.

$$I_k = \sum_{i=1}^M \left( \frac{V_i}{R_{ik}^+} - \frac{V_i}{R_{ik}^-} \right)$$

The current is transformed into digital calculation results with ADCs.

## Why BNN on ReRAM?

Motivations to deploy BNN (1 bit network) to ReRAM:

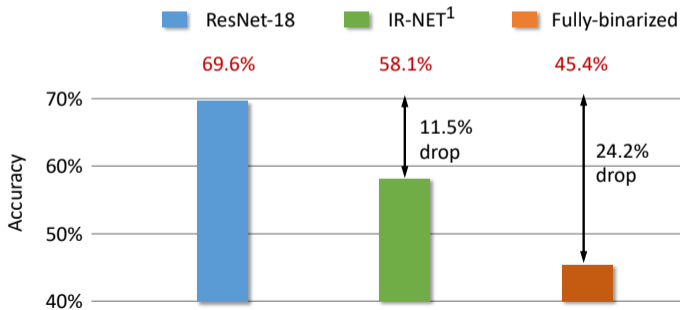
1. **Simplify the hardware-expensive peripheral circuits** (e.g, DAC), which commonly consume a great portion of ( $> 50\%$ ) on-chip area and energy.
2. **Minimize the storage footprint** and reduce the model size by  $32\times$ .
3. **Superior bit error tolerance**<sup>1</sup>, which inspires us to make use of this capability to overcome the severe device defects in ReRAM, such as resistance variation and Stuck-At-Fault (SAF).

---

<sup>1</sup>Adnan Siraj Rakin, Zhezhi He e Deliang Fan. "Bit-flip attack: Crushing neural network with progressive bit search". Em: *ICCV*. 2019.

## Challenges to deploy BNN on ReRAM?

1. Drastic accuracy degradation<sup>2</sup>( 11.5% accuracy drop);
2. Applying binarization to the whole network will further lower the accuracy( 24.2% accuracy drop).



<sup>2</sup>Haotong Qin et al. "Forward and backward information retention for accurate binary neural networks". Em: CVPR. 2020.

## Our main idea – searching the width of BNN on ReRAM.

It is effective to widen the quantized network to mitigate the accuracy drop<sup>3,4</sup>.

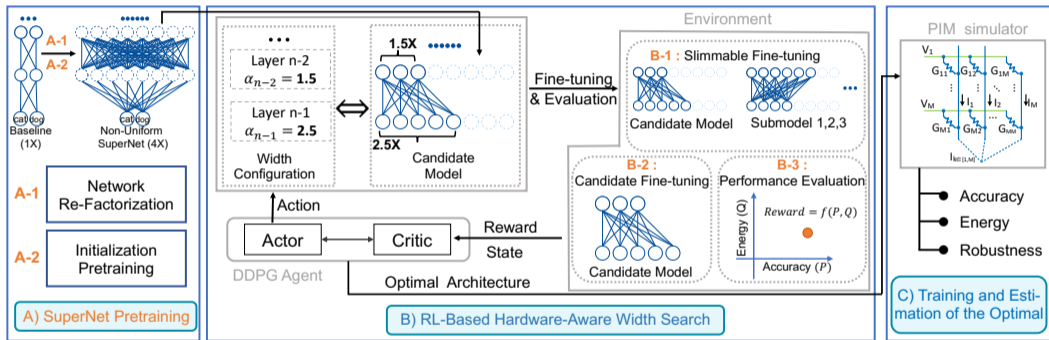
However, the same expansion ratio across the network leads to model **overfitting**.

⇒ Thus we utilize reinforcement learning to determine the specific width layer by layer.

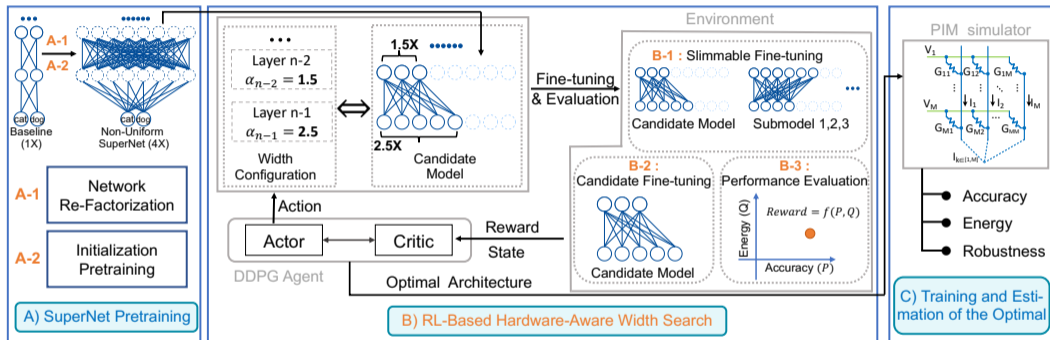
Model	Res-20 CIFAR10		Res-32 CIFAR10		Res-18 ImageNet	
	Energy ( $\mu J$ )	Acc. (%)	Energy ( $\mu J$ )	Acc. (%)	Energy ( $mJ$ )	Acc. (%)
Quan-8bit	1387	92.2	2349	92.9	66.5	69.8
Uniform-BNN 1 $\times$	32.7	81.22	50.6	83.91	3.8	51.92
Uniform-BNN 2 $\times$	120	88.95	195	90.22	8.2	63.38
Uniform-BNN 3 $\times$	238	91.4	393	92.11	15.0	66.57
Uniform-BNN 4 $\times$	503	92.17	893	92.49	25.1	68.19
Uniform-BNN 5 $\times$	924	92.77	1571	93.00	43.5	69.22
Uniform-BNN 6 $\times$	1176	92.78	1984	93.07	-	-

<sup>3</sup>Asit Mishra et al. "WRPN: Wide reduced-precision networks". Em: *ICLR* (2018).

<sup>4</sup>Mingzhu Shen et al. "Searching for accurate binary neural architectures". Em: *ICCV Workshops*. 2019.



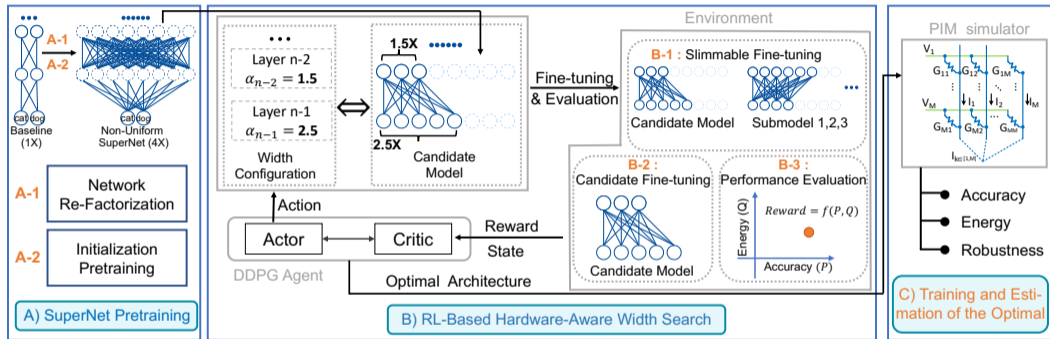
A). Train a binarized super-net.



A). Train a binarized super-net.

B). Leverage reinforcement learning to search for the width layer-by-layer.





- Train a binarized super-net.
- Leverage reinforcement learning to search for the width layer-by-layer.
- Estimate the accuracy, energy consumption and robustness.

Stage-A creates and pretrains a binarized super-net, greatly reducing the search cost.

- ▶ **Binarization Function Insertion** to all parametric layers.

Stage-A creates and pretrains a binarized super-net, greatly reducing the search cost.

- ▶ **Binarization Function Insertion** to all parametric layers.
- ▶ **Topology Modification:** remove the avg-pooling. (45.43%  $\rightarrow$  50.24%)

Stage-A creates and pretrains a binarized super-net, greatly reducing the search cost.

- ▶ **Binarization Function Insertion** to all parametric layers.
- ▶ **Topology Modification**: remove the avg-pooling. (45.43%  $\rightarrow$  50.24%)
- ▶ **Two-Side Regularization**:  $\Omega(w) = \sum_i (|w_i| - w_0)^2$  (50.24%  $\rightarrow$  51.92%)

Stage-A creates and pretrains a binarized super-net, greatly reducing the search cost.

- ▶ **Binarization Function Insertion** to all parametric layers.
- ▶ **Topology Modification:** remove the avg-pooling. (45.43% → 50.24%)
- ▶ **Two-Side Regularization:**  $\Omega(w) = \sum_i (|w_i| - w_0)^2$  (50.24% → 51.92%)
- ▶ **Uniform Layer Width Expansion and Pretraining.** Uniformly expand the binarized baseline to create the **super-net**. Leverage the slimmable training technique to pretrain the super-net.

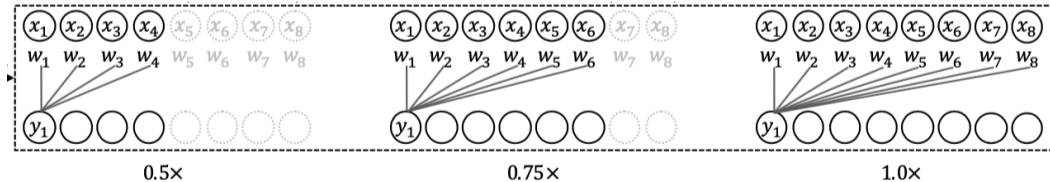
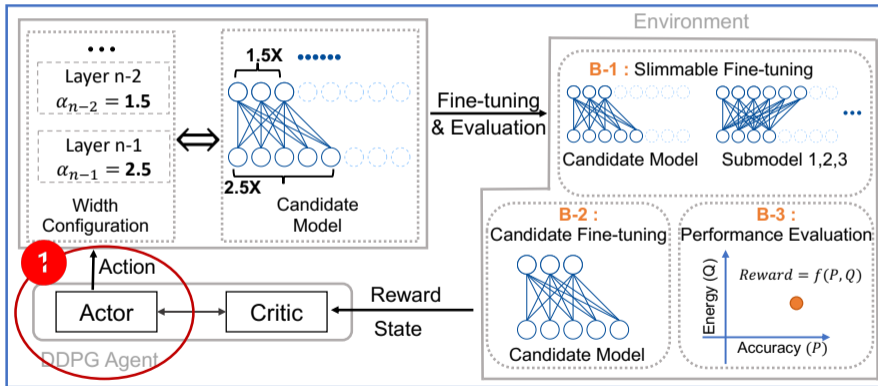


Fig. Slimmable Training Technique.

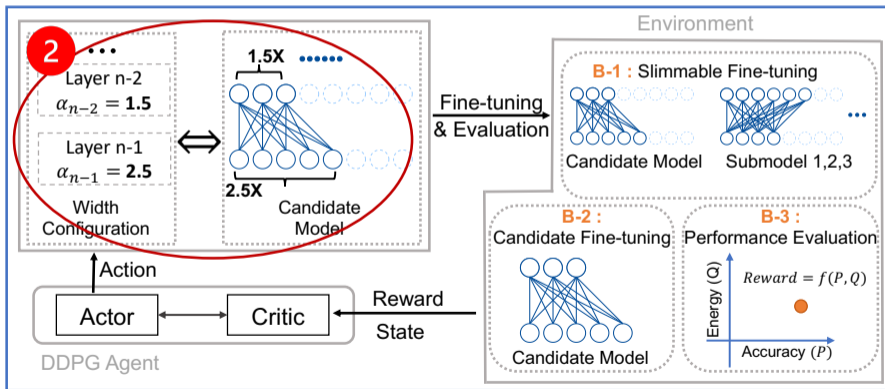
In stage-B, we leverage RL to determine the width in a layer-by-layer manner.

1. The agent takes the state as input and outputs an action (the width configuration).



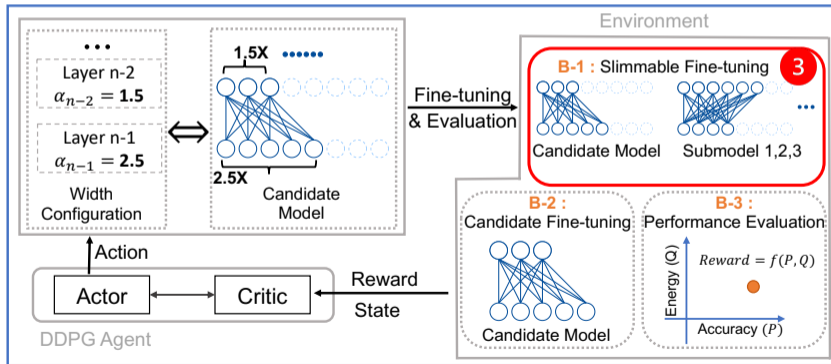
In stage-B, we leverage RL to determine the width in a layer-by-layer manner.

1. The agent takes the state as input and outputs an action (the width configuration).
2. A candidate model w.r.t the current width configuration is generated.



In stage-B, we leverage RL to determine the width in a layer-by-layer manner.

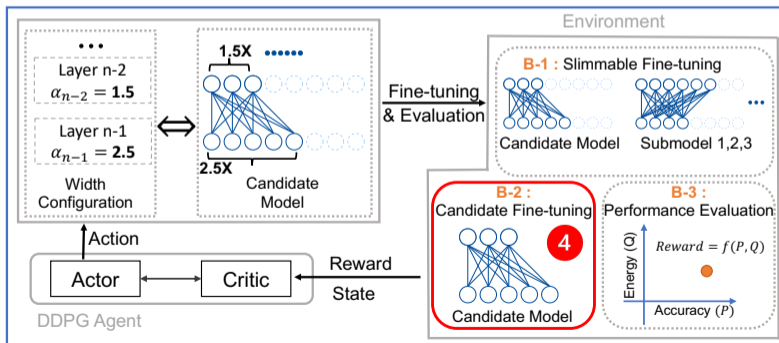
1. The agent takes the state as input and outputs an action (the width configuration).
2. A candidate model w.r.t the current width configuration is generated.
3. Slimmable fine-tuning first updates the super-net (B-1).





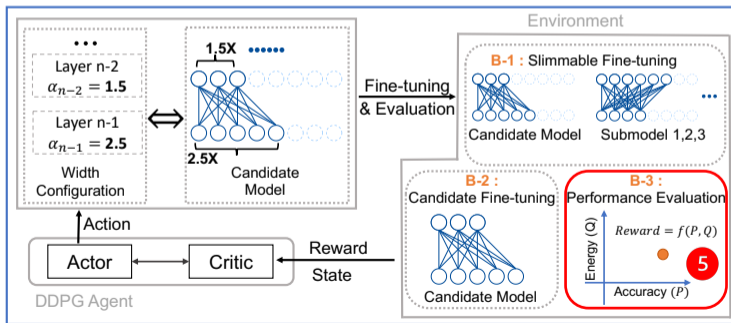
In stage-B, we leverage RL to determine the width in a layer-by-layer manner.

1. The agent takes the state as input and outputs an action (the width configuration).
2. A candidate model w.r.t the current width configuration is generated.
3. Slimmable fine-tuning first updates the super-net (B-1).
4. The candidate is initialized according to the super-net and fine-tuned few epochs (B-2).



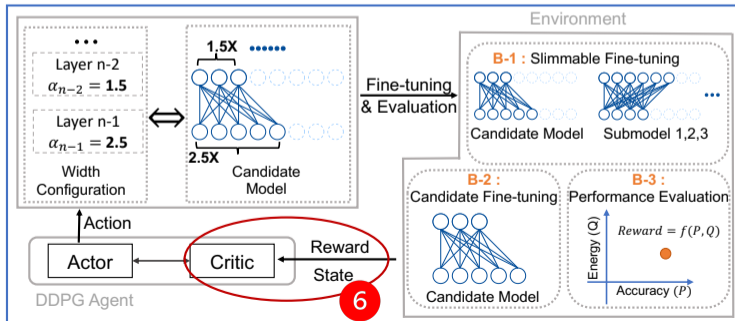
In stage-B, we leverage RL to determine the width in a layer-by-layer manner.

1. The agent takes the state as input and outputs an action (the width configuration).
2. A candidate model w.r.t the current width configuration is generated.
3. Slimmable fine-tuning first updates the super-net (B-1).
4. The candidate is initialized according to the super-net and fine-tuned few epochs (B-2).
5. Performance evaluation estimates the accuracy and energy consumption (B-3).



In stage-B, we leverage RL to determine the width in a layer-by-layer manner.

1. The agent takes the state as input and outputs an action (the width configuration).
2. A candidate model w.r.t the current width configuration is generated.
3. Slimmable fine-tuning first updates the super-net (B-1).
4. The candidate is initialized according to the super-net and fine-tuned few epochs (B-2).
5. Performance evaluation estimates the accuracy and energy consumption (B-3).
6. The reward is returned to update the agent and generate actions in the successive episode.



### 1. *Problem Formulation:*

$\mathcal{A}_b$  — binarized baseline;

$\mathcal{B}_b$  — sampled sub-net during the search.

$$\mathcal{R} = - \overbrace{\text{Error}(\mathcal{B}_b^*(\hat{\theta}), X_{\text{eval}})}^{\text{Accuracy Gap}} \cdot \log \overbrace{\frac{Q(\mathcal{B}_b^*(\hat{\theta})) / \lambda}{Q(\mathcal{A}_b)}}^{\text{Energy Consumption}} \quad (1)$$

## 2. State Space:

$$\mathbf{s}_l = (l, l_s, c_{in}, c_{out}, n_{ker}, n_{str}, n_{param}, n_{fmap}, a_{l-1}, c_{l-1})$$

- $l, l_s$  — layer/block index;
- $c_{in}, c_{out}$  — #(input/output channels);
- $n_{ker}, n_{str}$  — kernel/stride size;
- $n_{param}$  — #(parameter);
- $n_{fmap}$  — #(feature map);
- $a_{l-1}$  — action of the previous layer;
- $c_{l-1}$  — expanded channel number of the previous layer.

### 3. *Action Space:*

$a_l$  — action for  $l$ -th layer;

$r_l$  — expansion ratio for  $l$ -th layer;

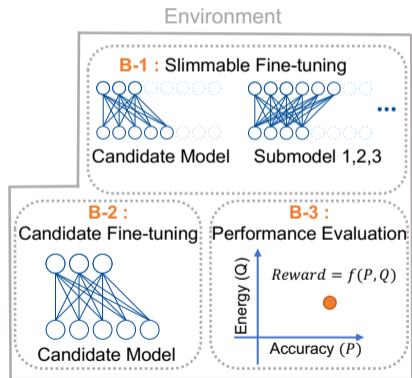
$c_l$  — the actual channel number of  $l$ -th layer.

$$r_l = a_l (r_{\max} - r_{\min}) + r_{\min}$$

$$c_l = \text{round}(c_{\text{out}} \cdot r_l / d) \cdot d$$

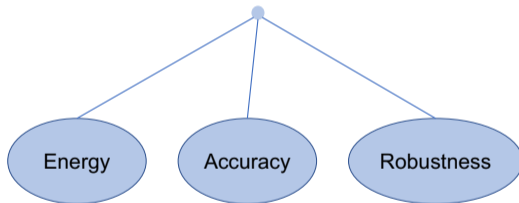
#### 4. *Environment*:

- ▶ **B-1)** : Slimmable training technique updates the super-net for 1 epoch on the training data.
- ▶ **B-2)**: Customized fine-tuning for the candidate model for a few epochs.
- ▶ **B-3)**: Estimate the accuracy and energy consumption of the candidate model on the evaluation data.



## Training and Estimation of the Optimal Model

Train from scratch, estimate the final accuracy, energy consumption and robustness under device defects.





**Table.** Comparison of High Bit-width, Uniformly Widened Binarized (U-) and HAWIS networks.

Model	Res-20 CIFAR10		Res-32 CIFAR10		Res-18 ImageNet	
	Energy ( $\mu J$ )	Acc. (%)	Energy ( $\mu J$ )	Acc. (%)	Energy ( $mJ$ )	Acc. (%)
FP	-	92.1	-	92.8	-	69.6
Quan-8bit	1387	92.2	2349	92.9	66.5	69.8
U-1 $\times$	32.7	81.22	50.6	83.91	3.8	51.92
U-2 $\times$	120	88.95	195	90.22	8.2	63.38
U-3 $\times$	238	91.4	393	92.11	15.0	66.57
U-4 $\times$	503	92.17	893	92.49	25.1	68.19
U-5 $\times$	924	92.77	1571	93.00	43.5	69.22
U-6 $\times$	1176	92.78	1984	93.07	-	-
HAWIS-A	368	92.42	949	92.91	21.3	68.21
HAWIS-B	849	93.13	1045	93.18	29.4	69.29

1. HAWIS models achieve better overall performance, which consume less energy to reach similar accuracy of uniformly widened BNNs.
2. On CIFAR-10, HAWIS-A models reach the accuracy of Quan-8bit models. On ImageNet, the accuracy of HAWIS-B is 0.5% lower than that of Quan-8bit model.

## Comparison Against State-of-the-Art Efficient Models

**Table.** Performance and Complexity Comparison on CIFAR-10.

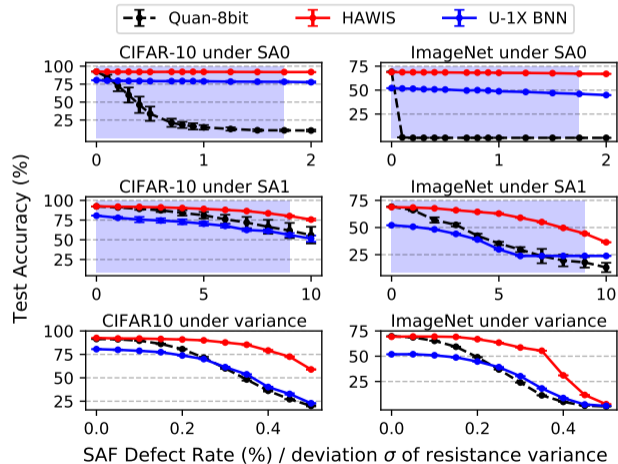
Arch	Precision (W/A)	BiOps ( $\times 10^6$ )	FLOPs ( $\times 10^6$ )	Search Cost (GPU-days)	Top-1 (%)
ResNet-20 [resnet]	8/8	0	41	-	92.2
Bi-Real-18 [bi-real]	1/1	561	11	-	91.2
BARS [bars]	1/1	1048	2	-	92.98
BNAS [bnas_zeroise]	1/1	670	3	0.42	92.7
BATS [bulat2020bats]	1/1	410	30	0.25	93.7
<b>HAWIS</b>	<b>1/1</b>	<b>1100</b>	<b>0</b>	<b>1.25</b>	<b>93.13</b>

**Table.** Performance and Complexity Comparison on ImageNet.

Arch	Precision (W/A)	BiOps ( $\times 10^9$ )	FLOPs ( $\times 10^8$ )	Search Cost (GPU-days)	Top-1 (%)
Resnet-18 [resnet]	8/8	0	18.2	-	69.8
Bi-Real-18 [bi-real]	1/1	1.68	1.38	-	56.4
Bi-Real-34 [bi-real]	1/1	3.53	1.39	-	62.2
MeliusNet-42 [melius]	1/1	9.69	1.74	-	69.2
FracBNN [FracBNN]	1/1.4	7.30	0.01	-	71.8
BARS [bars]	1/1	2.59	2.54	-	60.3
BNAS [bnas_zeroise]	1/1	15.30	4.10	0.42	63.5
BATS [bulat2020bats]	1/1	2.16	1.21	0.25	66.1
Res18-Auto [4]	1/1	19.40	3.55	60	69.7
<b>HAWIS</b>	<b>1/1</b>	<b>37.8</b>	<b>0</b>	<b>16</b>	<b>69.3</b>

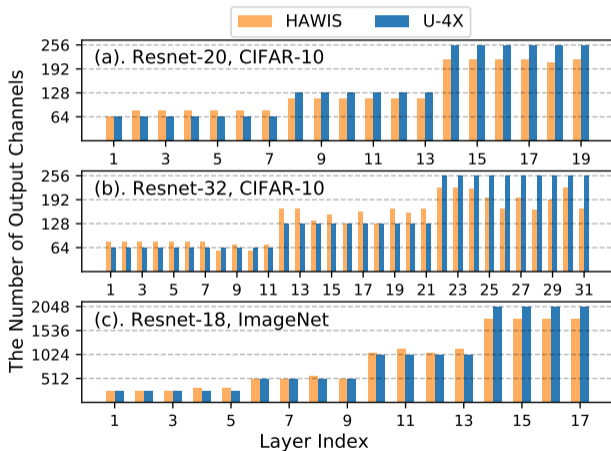
1. HAWIS on CIFAR-10, with fully binarized layers, outperforms all above efficient models except BATS (many full-precision operations).
2. On ImageNet, HAWIS outperforms most manually designed BNNS and Binary NAS methods which still own a large part of FLOPs.

## Robustness Under Device Defects



1. Quan-8bit networks are susceptible to SA0 defects, while binarized models keep stable accuracy under SA0 defects.
2. U-1 $\times$  BNN is more robust than Quan-8bit models under SA1 and resistance variation, while HAWIS further improves the robustness of the binary baseline.

## Analysis of the Searched Architecture



1. HAWIS architectures commonly possess more channels in the front layers and fewer channels in the tail layers.
2. HAWIS has a bottleneck-like structure in ResNet-32.(narrow width for 8/18/28 and larger width for 9/19/29-th layer).
3. The selected channel numbers are energy-efficient(full utilization).

**Thanks for your listening!**